

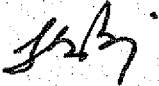


Kentucky High School Athletic Association

2280 Executive Drive ° Lexington, KY 40505 ° www.khsaa.org ° (859)299-5472 (859)293-5999 (fax)

MEMORANDUM

To: Superintendent, Principal, and Athletic Director
DuPont Manual High School

From: Brigid L. DeVries, Commissioner
Larry Boucher, Assistant Commissioner 


Date: June 4, 2004

Subject: 2003-2004 Title IX Annual Report Forms Submission

Enclosed please find a copy of Form T-65, The 2003-2004 Title IX Annual Report Forms Checklist. In addition, you may find an attachment with corrected copies of the forms submitted by your school personnel. Please review this information so the forms can be completed accurately in the future.

Also, KHSAA Audit Staff may have requested a re-submission of some of the 2003-2004 Annual Report Forms or need additional information on your athletic programs. Please submit this information by the date requested if this is applicable. Copies and all KHSAA Title IX documents must be kept current and included in your permanent Title IX File at the school. All documents are subject to Open Records Requests.

Should you need any further information, please do not hesitate to call anytime.



MEMORANDUM

TO: KHSAA Member School Superintendents, Principals, and Athletic Directors

FROM: Brigid L. DeVries, Commissioner
Larry Boucher, Assistant Commissioner

DATE: June 4, 2004

RE: 2004 Title IX Forms Submission

| | | | |
|--------|---------------------------|-------------|-----------------|
| School | DuPont Manual High School | Reviewed by | Phyllis Catlett |
|--------|---------------------------|-------------|-----------------|

The following is a status report regarding the required 2003 - 2004 Title IX submission of forms due in to the KHSAA office by April 15, 2004. Appropriate audit personnel have reviewed these forms and the following is a summary of this review.

I. Checklist of Forms properly submitted in a satisfactory manner:

| | | | |
|---|-------------------------------|---|--|
| ✓ | GE 19 (Annual Verification) | ✓ | T-36 (Budget Expenses) |
| ✓ | T-1 (Summary Program Chart 1) | ✓ | T-41 (Checklist – Overall Interscholastic Program) |
| ✓ | T-2 (Summary Program Chart 2) | ✓ | T-60 (Corrective Action Plan) |
| ✓ | T-3 (Summary Program Chart 3) | ✓ | T-63 (Interscholastic Survey Results)) |
| ✓ | T-4 (Summary Program Chart 4) | ✓ | T-68 (Five Year Summary) |
| ✓ | T-35 (Budget Expenses) | | |

II. Status

| | | |
|----|---|--|
| A. | ✓ | 2003 – 2004 Forms are satisfactory and no further information or action is necessary at this time. |
| B. | | Errors have been noted with respect to the following forms: |
| C. | | The following forms were omitted and must be submitted by school representatives: |
| D. | ✓ | Other Recommendation and Comments: <ul style="list-style-type: none"> ▪ It is recommended that students be placed on the Gender Equity Review Committee, and that they be active members of the Committee. ▪ It appears that, according to figures submitted, that the school is not in compliance with any of the three tests for Opportunities. The addition of freshman programs may correct the problem. |



2003-2004 KENTUCKY HIGH SCHOOL ATHLETIC ASSOCIATION ANNUAL VERIFICATION OF TITLE IX PROCEDURES

(To be submitted by April 15, 2004 along with other required forms)

APR 14 2004 The Manual High School, Louisville, Kentucky
(Name of High School) (City)

certifies to the Kentucky High School Athletic Association that the following is an accurate and true representation of the facts surrounding compliance with 20 U.S.C. Sections 1681-1688, et. Seq. (also known as Title IX)

I certify the following provisions in accordance with records at the school contained in the permanent Title IX file, and to the best of my knowledge have completed the following tasks. (All boxes must be checked)

Established a gender equity committee at the high school. (list committee personnel and provide attachment if necessary)

| Name | Address | Phone | Title |
|------------------|---------------------|----------------|-------------|
| Larry Wooldridge | 120 W. Lee | 485-8489 | Manual A.D. |
| Tim Healy | 120 W. Lee | 485-8241 | Manual A.P. |
| Merritt Robinson | 3403 Charlane Pky | 266-5360 | F.H. Coach |
| Otis Ralston | 4411 Shasta Tr. | 469-5133 | Track Coach |
| Cathy Blackburn | 900 S. Floyd St. | 485-6206 | Parent |
| Erica Robinson | 4217 Brookhaven Av. | 40230 473-1257 | Athlete |

Scheduled a minimum of three meetings during the 2003-2004 school year on the following dates:

Jan. 2004
Feb. 2004
March 2004

Designated the following person(s) as the Title IX coordinator for the school:

Tim Healy Assistant Principal 120 W. Lee 485-8241
Name Title Address Phone

School personnel are continuing to make periodic reviews of the boys and girls athletics program reflected in the Corrective Action Plan.

In addition to the above information, the above referenced school maintains a complete permanent file relative to Title IX records including copies of the self-assessment audit, all corrective action plans, and other related materials.

Beverly Debus 3/24/04
Principal's Signature Date
Stephen Beckman Joseph L. Vandenberg
Superintendent Signature School Board Chairpersons' Signature
(Send original copy to KHSAA - Maintain duplicate in Title IX school folder)

2003-2004
ACCOMMODATION OF INTERESTS AND ABILITIES
SUMMARY PROGRAM CHART 1

KHSAA
 Form T1
 Rev. 8/03

Participation Opportunities Test One

| | | (Column 1) | (Column 2) | (Column 3) | (Column 4) |
|-------|---------|------------|--------------------------------|--|-----------------------------------|
| | Program | Enrollment | Percentage of Total Enrollment | Number of Interscholastic Participants (double and triple count) | Percentage of Total Participation |
| Row 1 | GIRLS | 1008 | 57% | 368 | 42% |
| Row 2 | BOYS | 766 | 43% | 510 | 58% |
| Row 3 | Totals | 1774 | 100% | 878 | 100% |

Instructions:

*Number of 8th grade students & below used in Column 3 and Column 4 calculations if applicable: _____

- Determine the total number of girls enrolled, (place in Row 1, Column 1). Determine the total number of boys enrolled, (place in Row 2, Column 1).
- Add the total number of girls and boys enrolled to determine total enrollment, (place in Row 3, Column 1).
- Calculate the percentage of total enrollment that is female. (Divide Row 1, Column 1 by row 3, Column 1 and place in Row 1, Column 2.) Calculate the percentage of total enrollment that is male. (Divide Row 2, Column 1 by Row 3, Column 1 and place in Row 2, Column 2.) Note: Row 1, Column 2 plus Row 2, Column 2 should total 100%.
- Ask the head coaches to review the most updated eligibility or squad lists for their teams. Ask coaches to confirm the names of those individuals who are on the team as of the first **date of competition**, and cross out the names of those who were cut from the team or quit the team prior to the first competitive event. Determine the total number of interscholastic athletics participants that are girls, (and place in Row 1, Column 3). In order to determine the total number of athletics participants, an individual should be counted each time he or she participates on a team. For example, if Jane Doe competes on the varsity volleyball team, the junior varsity volleyball team, the junior varsity basketball team, and the varsity softball team, she should be counted as four participants (**do not include club or intramural sports participants, cheerleaders, dance teams, or pom squads**). Calculate the same way for boys and girls. * In addition, should 8th grade students and below play on a Freshman, Junior Varsity, or Varsity team, they should also be counted for each team and sport on which they participate. If applicable, please asterisk the above notation as to how many 8th grade students & below are included in the totals. Using the same procedure, determine the total number of interscholastic athletic participants that are boys, (and place in Row 2, Column 3). Add Row 1, Column 3 plus Row 2, Column 3 to get total participants and place in Row 3, Column 3.
- Calculate the percentage of female participation. (Row 1, Column 3 divided by Row 3, Column 3 and place in Row 1, Column 4.) Calculate the percentage of male participation. (Row 2, Column 3 divided by Row 3, Column 3 and place in Row 2, Column 4.) Note: Row 1, Column 4 plus Row 2, Column 4 should total 100%.

Note: While being within three percent is not a formal compliance standard; if the percent listed in Row 1, Column 4 is within 3% of Row 1, Column 2, then it provides a good target within which compliance is likely.

Principal's Signature: Beverly Keepus Date: 4/13/04

ACCOMMODATION OF INTERESTS AND ABILITIES**SUMMARY PROGRAM CHART 2****Participation Opportunities Test Two**

| | | | Column 1 | Column 2 | Column 3 | Column 4 | Column 5 |
|--------------|-------|----------|-----------------------------------|------------------------|--|---|---|
| Program | | | Number of Teams Currently Offered | Number of Participants | Number of Teams Added in Last Five Years | Number of Participants Added in Last Five Years | Percent of Total Participation By Sex Added in Last 5 Years |
| GIRLS | Row 1 | varsity: | 10 | 220 | 0 | 0 | |
| | Row 2 | j.v.: | 6 | 101 | 1 | 24 | |
| | Row 3 | frosh: | 2 | 47 | 2 | 40 | |
| | Row 4 | total: | 18 | 368 | 3 | 64 | 17% |
| BOYS | Row 5 | varsity: | 10 | 313 | 1 | 50 | |
| | Row 6 | j.v.: | 4 | 100 | 0 | 0 | |
| | Row 7 | frosh: | 4 | 97 | 0 | 0 | |
| | Row 8 | total: | 18 | 510 | 1 | 50 | 9% |

- 1) For Column 1, list the number of interscholastic teams offered for girls and boys at each competitive level (varsity, junior varsity, and freshman). For girls, total each of the entries in Rows 1, 2, and 3 into Row 4. For boys, total Rows 5, 6, and 7 into Row 8.
- 2) For Column 2, list the number of participants at each level. For girls, total each of the entries in Rows 1, 2, and 3 into Row 4. For boys, total Rows 5, 6, and 7 into Row 8. **Note:** The totals in Row 4 for girls and in Row 8 for boys must be the same as the totals in Form T-1, Column 3, Rows 1 and 2 respectively.
- 3) For Column 3, list the number of interscholastic teams that have been added in the last five years at each competitive level. Count each team added during the 5 year period only one time. e.g. Girl's junior varsity soccer was added 3 years ago, count the team only once, not 3 times. For girls, total the entries in Rows 1, 2, and 3 into Row 4. For boys, total Rows 5, 6, and 7 into Row 8.
- 4) For Column 4, list the number of participants that are currently on each level of the teams that were added in the last five years. If a team was added previously but no longer exists, there are no current participants to be added for that team. For girls, total the entries in Rows 1, 2, and 3 into Row 4. For boys, total Rows 5, 6, and 7 into Row 8.
- 5) For Column 5, calculate the percentage of participants that have been added in the last five years. For girls, take the number in Column 4, Row 4 and divide by the number in Column 2, Row 4. For boys, take the number in Column 4, Row 8 and divide it by the number in Column 2, Row 8.

Note: If the percentage of current participants added in the last five years is 25% or greater, compliance with test two may be possible. If less than 25%, then compliance with test three should be analyzed. **CAUTION:** 25% is not a formal compliance standard.

Principal's Signature: _____

Suevely Keiper

Date: _____

4/13/04

2003-2004
ACCOMMODATION OF INTERESTS AND ABILITIES
SUMMARY PROGRAM CHART 3

Participation Opportunities Test Three

FOR ANY QUESTION ANSWERED "YES" IDENTIFY THE RESPECTIVE SPORT(S).

| | GIRLS (Yes / No) | | BOYS (Yes / No) |
|---|-----------------------------------|--|----------------------------------|
| 1. For a sport not currently played at the interscholastic level (varsity, junior varsity, or freshman) in your school, is there an intramural team offered for that sport? | NO | | NO |
| 2. For a sport <u>not</u> currently offered in your interscholastic athletics program, is there sufficient interest to form a viable interscholastic team based on participation on an intramural team or community recreation teams? | NO | | NO |
| 3. For a sport <u>not</u> currently offered, is there sufficient interest to form a viable interscholastic team based on student responses from the interscholastic survey? | YES Lacrosse | | YES Lacrosse |
| 4. For a sport currently offered at the varsity level only, is there sufficient interest to form a viable team for a junior varsity, or freshman team that is not currently offered? | YES FR-Soccer & VB | | NO |
| 5. For a sport currently offered at the junior varsity or freshman level is there sufficient interest to form a varsity team not currently offered? | NO | | NO |
| 6. If you answered YES to question (1), (2), (3), (4), or (5), are there enough high schools in your geographic area offering the sport (at the appropriate level) to allow for the development of a reasonable schedule of competition? | YES Private schools | | N/A |

Principal's Signature: _____

Beverly Rogers

Date: _____

4/13/04

2003-2004
ACCOMODATION OF INTERESTS AND ABILITIES
SUMMARY PROGRAM CHART 4

Levels of Competition Test One

| | | Column 1 | Column 2 | Column 3 |
|-------------|-------------|-----------------------------------|------------------------|--|
| Girls | Team Levels | Number of Teams Currently Offered | Number of Participants | Percentage of Participants at Each Level |
| Row 1 | varsity: | 10 | 220 | 60% |
| Row 2 | j.v.: | 6 | 101 | 27% |
| Row 3 | frosh: | 2 | 47 | 13% |
| Row 4 | total: | | 368 | 100% |
| Boys | | | | |
| Row 5 | varsity: | 10 | 313 | 61% |
| Row 6 | j.v.: | 4 | 100 | 20% |
| Row 7 | frosh: | 4 | 97 | 19% |
| Row 8 | total: | | 510 | 100% |

- 1) Column 1, list the number of interscholastic teams offered for girls and boys at each competitive level; varsity, junior varsity, and freshman. (Refer to Form T-2, Accommodation of Interests and Abilities, Summary Program Chart 2, Column 1.)
- 2) For Column 2, list the number of participants at each level. For girls, total the entries in Rows 1, 2, and 3 into Row 4. For boys, total the entries in Rows 5, 6, and 7 into Row 8. (Refer to Form T-2, Accommodation of Interests and Abilities, Summary Program Chart 2, Column 2.)
- 3) For Column 3, calculate the percentage of female and male participants at each level.
For girls' varsity, junior varsity, and frosh, respectively:
 - Divide Column 2, Row 1 by Column 2, Row 4, and place the percentage in Column 3, Row 1.
 - Divide Column 2, Row 2 by Column 2, Row 4, and place the percentage in Column 3, Row 2.
 - Divide Column 2, Row 3 by Column 2, Row 4, and place the percentage in Column 3, Row 3.
 -
 For boys' varsity, junior varsity, and frosh, respectively:
 - Divide Column 2, Row 5 by Column 2, Row 8, and place the percentage in Column 3, Row 5.
 - Divide Column 2, Row 6 by Column 2, Row 8, and place the percentage in Column 3, Row 6.
 - Divide Column 2, Row 7 by Column 2, Row 8, and place the percentage in Column 3, Row 7.

Principal's Signature: _____

Date: _____

**2003-2004
BUDGETED AND ACTUAL EXPENDITURES - PROGRAM COMPARISON CHART
TO INCLUDE BOOSTER CLUB FUNDING**

| | equipment and supplies | | travel | | awards | | coaches' salaries (to include supplemental and extended employment) <i>See Attached Sheet</i> | | facilities improvements | | publications (if sport-specific) | |
|-----------------|------------------------|-------|--------|---|--------|-----|--|---|-------------------------|------|----------------------------------|------|
| | B | E | B | E | B | E | B | E | B | E | B | E |
| G basketball | 3800 | 18300 | | | 200 | 200 | | | 0 | 0 | 1000 | 1000 |
| B basketball | 3800 | 14235 | | | 200 | 200 | | | 0 | 0 | 1000 | 1000 |
| G softball | 1550 | 12065 | | | 200 | 200 | | | 0 | 8000 | 0 | 0 |
| B baseball | 1550 | 31309 | | | 200 | 200 | | | 0 | 6000 | 0 | 0 |
| G cross country | 325 | 2950 | | | 50 | 50 | | | 0 | 0 | 0 | 0 |
| B cross country | 325 | 2950 | | | 50 | 50 | | | 0 | 0 | 0 | 0 |
| G golf | 200 | 200 | | | 50 | 50 | | | 0 | 0 | 0 | 0 |
| B golf | 200 | 200 | | | 50 | 50 | | | 0 | 0 | 0 | 0 |
| G soccer | 1300 | 13168 | | | 200 | 200 | | | 0 | 1500 | 0 | 0 |
| B soccer | 1300 | 16240 | | | 200 | 200 | | | 0 | 1500 | 0 | 0 |
| G swimming | 875 | 5570 | | | 100 | 100 | | | 0 | 0 | 0 | 0 |
| B swimming | 875 | 5570 | | | 100 | 100 | | | 0 | 0 | 0 | 0 |

1. Budget and expenditures on this 2003-2004 year report due by April 15, 2004, should reflect the total monies budgeted and spent for the entire year of 2002-2003 ending June 30, 2003.

2. "B" is for budgeted dollar amounts and "E" is for actual dollar expenditures.

3. Booster Club Funding/Contributions must be included in the expenditures total.

4. Indicate percentage of total expenditures for each gender: Total Expenditures \$ 143,457 % for boys 56% % for girls 44%

Date: 4/13/04

Principal's Signature:  Date: _____

**2003-2004
BUDGETED AND ACTUAL EXPENDITURES - PROGRAM COMPARISON CHART 2
TO INCLUDE BOOSTER CLUB FUNDING**

| Teams | equipment and supplies | | Travel | | awards | | coaches' salaries (to include supplemental and extended employment) <i>See Attached Sheet</i> | | facilities improvements | | publications (if sport-specific) | |
|----------------|------------------------|-------|--------|---|--------|-----|--|---|-------------------------|-------|----------------------------------|------|
| | B | E | B | E | B | E | B | E | B | E | B | E |
| G track | 650 | 1350 | | | 100 | 100 | | | 0 | 0 | 0 | 0 |
| B track | 650 | 1350 | | | 100 | 100 | | | 0 | 0 | 0 | 0 |
| G tennis | 700 | 1055 | | | 50 | 50 | | | 0 | 0 | 0 | 0 |
| B tennis | 700 | 800 | | | 50 | 50 | | | 0 | 0 | 0 | 0 |
| G volleyball | 1400 | 7500 | | | 100 | 100 | | | 0 | 0 | 0 | 0 |
| B wrestling | 1650 | 2900 | | | 100 | 100 | | | 0 | 0 | 0 | 0 |
| G field hockey | 1500 | 32774 | | | 250 | 250 | | | 0 | 21427 | 0 | 0 |
| B (football) | 10750 | 77800 | | | 250 | 250 | | | 2000 | 3300 | 2000 | 2000 |
| G (list sport) | | | | | | | | | | | | |
| B (list sport) | | | | | | | | | | | | |

- Budget and expenditures on this 2003-2004 year report due by April 15, 2004, should reflect the total monies budgeted and spent for the entire year of 2002-2003 ending June 30, 2003.
 - "B" is for budgeted dollar amounts and "E" is for actual dollar expenditures.
 - Booster Club Funding/Contributions must be included in the expenditures total.
 - Indicate percentage of total expenditures for each gender. Total Expenditures \$ 153,506 % for boys 58% % for girls 42%
- Principal's Signature: *Beverly Dejean* Date: 7/13/04

DuPont Manual High School

120 West Lee Street
Louisville, Kentucky 40203
(502) 485-8241
Fax: (502) 485-8035

DATE: 4/5/04
FROM: Larry A. Wooldridge, AD
RE: Budgeted and Actual Expenditures

TRAVEL: All requested in county athletic travel is paid by the athletic department. 2002-03 travel expenses totaled \$19193.50. All out of county travel is provided by individual parents transporting their own children.

COACHES SALARIES:

ALL Salaries are determined and paid by JCPS. See attached salary schedule. "School Paid" coaches' salaries are paid by Booster Clubs to Manual High School, deposited, and a school check is sent to the Treasurer of JCPS who then processes the coaches' salary checks.

FACILITIES IMPROVEMENT:

Manual Stadium with the lighted Stadium Field is used by the football, boys soccer, and girls soccer teams.

EXTRA SERVICE PAY SCHEDULE 2003-04

ATHLETIC AND RELATED ACTIVITIES IN SENIOR HIGH SCHOOLS

| TITLE | | STEP 0 | STEP 1 | STEP 2 | STEP 3 | STEP 4 |
|-------------------------|--------|--------|--------|--------|--------|--------|
| Athletic Director | | 3926 | 4539 | 5153 | 5766 | 6380 |
| Head Football | | 3272 | 3783 | 4294 | 4805 | 5316 |
| Head Basketball (1) | | 3272 | 3783 | 4294 | 4805 | 5316 |
| Asst. Football | | 1963 | 2270 | 2576 | 2883 | 3190 |
| JV Basketball (1) | | 1963 | 2270 | 2576 | 2883 | 3190 |
| Track (1) | | 1963 | 2270 | 2576 | 2883 | 3190 |
| Baseball | | 1963 | 2270 | 2576 | 2883 | 3190 |
| Softball | | 1963 | 2270 | 2576 | 2883 | 3190 |
| Wrestling | | 1963 | 2270 | 2576 | 2883 | 3190 |
| Volleyball | | 1963 | 2270 | 2576 | 2883 | 3190 |
| Cheerleaders | | 1963 | 2270 | 2576 | 2883 | 3190 |
| JROTC Rifle Team | | 1963 | 2270 | 2576 | 2883 | 3190 |
| Sch Tech Coordinator | | 1963 | 2270 | 2576 | 2883 | 3190 |
| Drill Corps | | 1636 | 1895 | 2147 | 2403 | 2658 |
| Cross Country (1) | | 1636 | 1895 | 2147 | 2403 | 2658 |
| Field Hockey | | 1636 | 1895 | 2147 | 2403 | 2658 |
| Soccer (1) | | 1636 | 1895 | 2147 | 2403 | 2658 |
| Tennis (1) | | 1636 | 1895 | 2147 | 2403 | 2658 |
| JV Volleyball | | 1309 | 1513 | 1718 | 1922 | 2127 |
| Golf (1) | | 1309 | 1513 | 1718 | 1922 | 2127 |
| Swimming | | 1309 | 1513 | 1718 | 1922 | 2127 |
| Chess Sponsor | | 1309 | 1513 | 1718 | 1922 | 2127 |
| ROTC Drill Team | | 1309 | 1513 | 1718 | 1922 | 2127 |
| Asst. Wrestling (2) | 26 | 1309 | 1513 | 1718 | 1922 | 2127 |
| Asst. Field Hockey (2) | JV SCH | 1309 | 1513 | 1718 | 1922 | 2127 |
| Asst. Track (1)(2) | 32 | 981 | 1135 | 1288 | 1441 | 1595 |
| Asst. Soccer (1)(2) | JV SCH | 981 | 1135 | 1288 | 1441 | 1595 |
| Freshman Basketball (1) | | 981 | 1135 | 1288 | 1441 | 1595 |
| Freshman Football | | 981 | 1135 | 1288 | 1441 | 1595 |

ASSISTANT ATHLETIC DIRECTOR'S (GAME MANAGERS)

| TITLE | STEP 0 | STEP 1 | STEP 2 | STEP 3 | STEP 4 |
|-----------------------------|--------|--------|--------|--------|--------|
| Assistant Athletic Director | 1700 | 2000 | 2300 | 2600 | 3000 |


Schools will be required to pay the listed Board approved scale. However, step progression **is not** mandatory.

SCHOOL FUNDED SPORT/SUPPORT POSITIONS

| TITLE | STEP 0 | STEP 1 | STEP 2 | STEP 3 | STEP 4 |
|-----------------------------|--------|--------|--------|--------|--------|
| SCHOOL FUNDED SPORT/SUPPORT | 200 | 500 | 800 | 1100 | 1400 |

Schools will be required to pay the listed Board approved scale. However, step progression **is not** mandatory.

OTHER ACTIVITIES IN SENIOR HIGH SCHOOLS AND *YPAS

| Title | STEP 0 | STEP 1 | STEP 2 | STEP 3 | STEP 4 |
|---|---------------|---------------|---------------|---------------|---------------|
| Band Director | 2944 | 3405 | 3864 | 4325 | 4785 |
| Academic Competition Coordinator | 1963 | 2270 | 2576 | 2883 | 3190 |
| Asst Band Director  | 1309 | 1513 | 1718 | 1922 | 2127 |
| *Choral Director | 1309 | 1513 | 1718 | 1922 | 2127 |
| Newspaper Sponsor | 1309 | 1513 | 1718 | 1922 | 2127 |
| Yearbook Sponsor | 1309 | 1513 | 1718 | 1922 | 2127 |
| *Drama Sponsor | 1309 | 1513 | 1718 | 1922 | 2127 |
| Speech and Debate | 1309 | 1513 | 1718 | 1922 | 2127 |
| *Instrumental Band Dir | 1309 | 1513 | 1718 | 1922 | 2127 |
| *Instrumental Strings Dir | 1309 | 1513 | 1718 | 1922 | 2127 |
| Orchestra (Concert) Dir | 1309 | 1513 | 1718 | 1922 | 2127 |
| Quick Recall Sponsor | 1309 | 1513 | 1718 | 1922 | 2127 |
| **JV Quick Recall Sponsor | 500 | | | | |
| **Future Problem Solving Sponsor | 318 | | | | |

Band Director: Out of County Band Camp \$80.00 per day, Maximum 7 days

ATHLETIC AND RELATED ACTIVITIES IN MIDDLE SCHOOLS


| TITLE | STEP 0 | STEP 1 | STEP 2 | STEP 3 | STEP 4 |
|---|---------------|---------------|---------------|---------------|---------------|
| School Tech Coordinator | 1636 | 1895 | 2147 | 2403 | 2658 |
| Basketball (1) | 981 | 1135 | 1288 | 1441 | 1595 |
| Academic Competition Coordinator | 981 | 1135 | 1288 | 1441 | 1595 |
| Cheerleaders | 654 | 756 | 859 | 961 | 1063 |
| Drill Corps | 327 | 378 | 429 | 481 | 532 |
| Quick Recall | 327 | 378 | 429 | 481 | 532 |
| Future Problem Solving | 327 | 378 | 429 | 481 | 532 |
| Activities Sponsor | 327 | 378 | 429 | 481 | 532 |

ACTIVITIES IN ELEMENTARY SCHOOLS

| TITLE | STEP 0 | STEP 1 | STEP 2 | STEP 3 | STEP 4 |
|--------------------------------|---------------|---------------|---------------|---------------|---------------|
| School Tech Coordinator | 1309 | 1513 | 1718 | 1922 | 2127 |

(1) Increment times 1.5 is paid to a person who coaches both teams.

 Increment is for teams which meet approved participation levels.

 Increment is for 100 or more members of marching band.

** Paid by the Academic Competition Department and not subject to step increases.

2003-2004 KHSAA TITLE IX ATHLETICS AUDIT

KHSAA
Form T41
Rev. 8/03

Checklist - Overall Interscholastic Athletics Program

| Areas of Compliance | ADVANTAGE TO (Respond based on Internal Evaluation by checking the appropriate column.) | | |
|--|---|-----------------------------|--------------------|
| | GIRLS' PROGRAM | BOYS' PROGRAM | NEITHER PROGRAM |
| OPPORTUNITIES | | | |
| Accommodation of Interest and Abilities | | | X |
| BENEFITS | | | |
| Equipment and Supplies | | | X |
| Scheduling of Games and Practice Time | | | X |
| Travel and Per Diem Allowances | | | X |
| Coaching | | | X |
| Locker Rooms, Practice and Competitive Facilities | | X-Locker Room Facilities | |
| Medical and Training Facilities and Services | | | X |
| Publicity | | | X |
| Support Services | | | X |
| Athletic Scholarships | N/A | N/A | N/A |
| Tutoring | | | X |
| Housing and Dining Facilities and Services | N/A | N/A | N/A |
| Recruitment of Student Athletes | | | X |

Principal's Signature: *Beverly Ferguson* Date: 4/13/04

SCHOOL NAME
MANUAL

2003-2004
TITLE IX

CORRECTIVE ACTION PLAN

To complete this form, indicate the intended area which needs corrective action, the suggested change and time table for implementation. You may copy this form as needed. Please attach corrective action plans along with audit forms and submit by April 15, 2004.

| ITEM FOR CORRECTION | SUGGESTED CHANGE | TIME TABLE FOR CORRECTIVE ACTION |
|--|---|---|
| Lack of locker room/restroom facilities for Field Hockey program. | JCPS and the F.H. Booster Club will remodel existing space at Meyers Hall adjacent to Field Hockey field. | Will begin project after completion of concession/storage building scheduled for construction Spring 2004. School year 2004-05 targeted completion date for restroom renovations. |
| Lack of concession/storage building for Field Hockey program. | Booster Club will build and finance entire project. JCPS has approved plans. | Project is scheduled to begin Spring 2004. Project will be completed Summer 2004. |
| Lack of water to Softball field. | JCPS will run water line to field. | Project will begin school year 2004-05. |
| Lack of visitor's dugout for softball field. | Booster Club will build and finance entire project. JCPS has approved plans. | Project will be completed Summer 2004. |
| Need additional Freshmen level girl's teams for Soccer and Volleyball. | Coaches will address the Freshmen class and make a push for higher participation. | School year 2004-05. |
| | | |
| | | |
| | | |

For all areas currently identified as items for correction, an intended corrective action explanation is needed.
THIS FORM SHALL BE TYPED.

Principal's Signature: *Brenda J. [Signature]* Date: 4/13/04

DATE: 4/5/04

FROM: Larry A. Wooldridge, AD

RE: Status Report on 2002-03 Corrective Action Report

1. Renovation of Meyer's Hall for a Field Hockey locker room/restroom facility has been postponed until completion of Field Hockey concession/storage building. Renovation should begin Fall 2004. Blueprints, and approval by JCPS for project have been completed.
2. Water line to Softball Field still in the JCPS planning stages.
3. Softball press box/concession area/storage building, as well as, home side dugout completed Summer 2003.

2003-2004 INTERSCHOLASTIC ATHLETICS SURVEY
Summary of Student Responses

| | |
|--------------------------|--------|
| School Name | Manual |
| School Enrollment | 1774 |
| Date | 4/5/04 |
| Completed By | 4/8/04 |

Instructions:

1. Summarize the Student Athletics Interest Surveys Form T-61 by listing the total number of responses on the line next to each sport.
2. Under the Other Category please provide a listing of the sports as well as the number of students who are interested in participating.
3. Please sign and date the Summary Form (T-63) and mail the Summary Form only to the KHSAA by April 15, 2004. Do not mail the student surveys (Form T-61). However, these Forms should be maintained in your files in the event they are requested subsequently.

1352 Number of Surveys

1108 Total Returned (*A minimum of 80% return is expected*)

9-11 Grades Surveyed

How Was The Survey Administered? English Classes
(e.g. was it given in all English classes, or all home rooms, or advisee/advisor?)

Fall Sports (List Total Number of Participation Responses)

53 Cross Country (Girls)
62 Cross Country (Boys)
64 Field Hockey (Girls)
138 Football (Boys)
4 Golf (Girls)
21 Golf (Boys)
40 Soccer (Girls)
75 Soccer (Boys)
26 Volleyball (Girls)
8 Volleyball (Boys)

Winter Sport (List Total Number of Participation Responses)

42 Basketball (Girls)
52 Basketball (Boys)
8 Gymnastics (Girls)
33 Indoor Track (Girls)
36 Indoor Track (Boys)
41 Swimming & Diving (Girls)
36 Swimming & Diving (Boys)

24 Wrestling (Boys)

Spring Sport (List Total Number of Participation Responses)

46 Baseball (Boys)
20 Fast Pitch Softball (Girls)
0 Slow Pitch Softball (Girls)
25 Tennis (Girls)
20 Tennis (Boys)
33 Track (Girls)
36 Track (Boys)

Other Sports (From Student Survey T-61 Question 10)

| Name of Sport | Number of Students Interested In Participating |
|-------------------------|--|
| <u>La Crosse</u> | <u>35</u> |
| <u>Ultimate Frisbee</u> | <u>12</u> |
| <u>Rock Climbing</u> | <u>5</u> |
| <u>Crew</u> | <u>5</u> |
| <u>Fencing</u> | <u>5</u> |
| <u> </u> | <u> </u> |
| <u> </u> | <u> </u> |
| <u> </u> | <u> </u> |

Number of Students who participate in Intramural Sports.
(From Student Survey T-61 Question 5)

| <u>Sport</u> | <u>Number</u> |
|--------------|---------------|
| <u>N/A</u> | <u>N/A</u> |
| <u> </u> | <u> </u> |
| <u> </u> | <u> </u> |
| <u> </u> | <u> </u> |

List Intramural Sports students are interested in adding:
(From Student Survey T-61 Question 6)

| <u>Sport</u> | <u>Number</u> |
|-------------------------|---------------|
| <u>Basketball</u> | <u>12</u> |
| <u>Ping Pong</u> | <u>7</u> |
| <u>Soccer</u> | <u>7</u> |
| <u>Ultimate Frisbee</u> | <u>7</u> |
| <u>Crew</u> | <u>12</u> |
| <u> </u> | <u> </u> |
| <u> </u> | <u> </u> |

Participation in Non-School Sports Activities
(From Student Survey T-61 Question 7)


| Sport | Number |
|------------|--------|
| Lacrosse | 30 |
| Swimming | 15 |
| Soccer | 20 |
| Basketball | 35 |
| Softball | 20 |

Reasons for not participating in interscholastic athletics.
(From Survey Question 8)

| Response | Number |
|--|--------|
| I prefer other activities such as band, chorus, etc. | 132 |
| I don't have time | 254 |
| The practice schedules and game times are inconvenient | 94 |
| The sport I like isn't offered | 75 |
| It's too expensive | 56 |
| I prefer to participate in club or intramural sports | 38 |
| Working | 131 |
| Other | 122 |
| <u>Excessive Homework / Not Athletic enough</u> | |

Student Suggestions to encourage participation

- Make YPAS Rehearsals more Flexible
- More Announcements concerning tryouts

Principal's Signature  Date 4/13/04